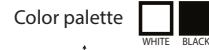
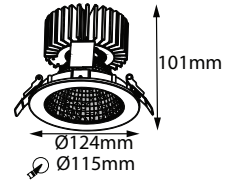


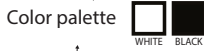
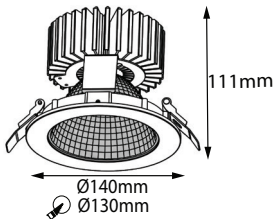


DW124101

Material Aluminum die-casting, electrostatic powder coating
 Input Voltage AC220-240V, Multivoltage
 Light Power 25W 35W
 Luminous flux ~2700lm, ~3500lm
 Light Source Cree
 CCT 2700K, 3000K, 4000K
 CRI >80, Optional CRI>90, CRI95, CRI97
 Beam Angle 20°, 30°, 50°
 Driver, Khun, Xz, Philips, HEP
 Dimmable 0-10V, Triac, Dali as an option



Adjustable 50°

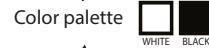
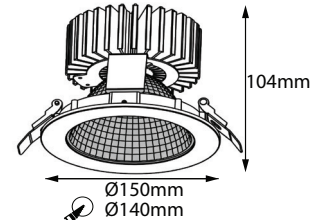


Adjustable 50°



DW140111

Material Aluminum die-casting, electrostatic powder coating
 Input Voltage AC220-240V, Multivoltage
 Light Power 25W, 35W, 40W
 Luminous flux ~2600lm, ~3300lm, ~3700lm
 Light Source Cree
 CCT 2700K, 3000K, 4000K
 CRI >80, Optional CRI>90, CRI95, CRI97
 Beam Angle 45°
 Driver, Khun, Xz, Philips, HEP
 Dimmable 0-10V, Triac, Dali as an option

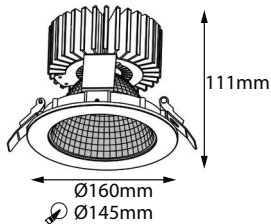


Adjustable 50°



DW150104

Material Aluminum die-casting, electrostatic powder coating
 Input Voltage AC220-240V, Multivoltage
 Light Power 25W, 35W, 40W
 Luminous flux ~2800lm, ~3500lm, ~3900lm
 Light Source Cree
 CCT 2700K, 3000K, 4000K
 CRI >80, Optional CRI>90, CRI95, CRI97
 Beam Angle 30°, 50°
 Driver, Khun, Xz, Philips, HEP
 Dimmable 0-10V, Triac, Dali as an option

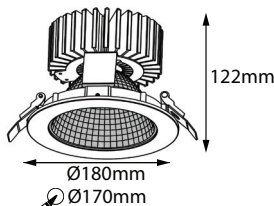


Adjustable 50°



DW160111

Material Aluminum die-casting, electrostatic powder coating
 Input Voltage AC220-240V, Multivoltage
 Light Power 25W, 35W, 40W
 Luminous flux ~2700lm, ~3400lm, ~3700lm
 Light Source Cree
 CCT 2700K, 3000K, 4000K
 CRI >80, Optional CRI>90, CRI95, CRI97
 Beam Angle 50°
 Driver, Khun, Xz, Philips, HEP
 Dimmable 0-10V, Triac, Dali as an option



Adjustable 50°



DW180122

DW180122

Material Aluminum die-casting, electrostatic powder coating
 Input Voltage AC220-240V, Multivoltage
 Light Power 35W, 40W, 50W
 Luminous flux ~3300lm, ~3800lm, ~4600lm
 Light Source Cree
 CCT 2700K, 3000K, 4000K
 CRI >80, Optional CRI>90, CRI95, CRI97
 Beam Angle 45°
 Driver, Khun, Xz, Philips, HEP
 Dimmable 0-10V, Triac, Dali as an option

HUGE SERIES

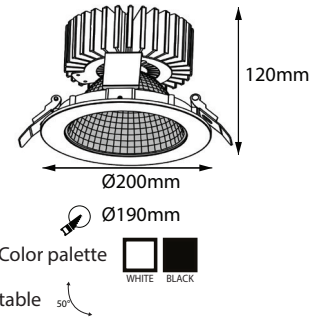
DOWNLIGHT

nelux architectural lighting

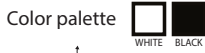
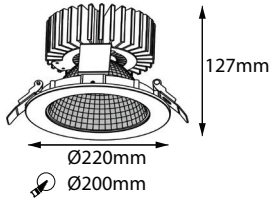


DW200120

Material Aluminum die-casting, electrostatic powder coating
 Input Voltage AC220-240V, Multivoltage
 Light Power 35W, 40W, 50W
 Luminous flux ~3500lm, ~3900lm, ~4900lm
 Light Source Cree
 CCT 2700K, 3000K, 4000K
 CRI >80 , Optional CRI>90, CRI95, CRI97
 Beam Angle 25°, 50°
 Driver, Khun, Xz, Philips, HEP
 Dimmable 0-10V, Triac , Dali as an option



DW220127

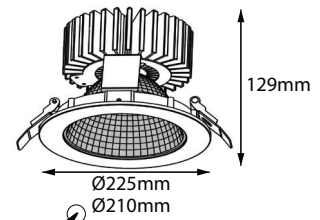


Adjustable 50°



DW220127

Material Aluminum die-casting, electrostatic powder coating
 Input Voltage AC220-240V, Multivoltage
 Light Power 35W, 40W, 50W
 Luminous flux ~3500lm, ~3900lm, ~4900lm
 Light Source Cree
 CCT 2700K, 3000K, 4000K
 CRI >80 , Optional CRI>90, CRI95, CRI97
 Beam Angle 50°
 Driver, Khun, Xz, Philips, HEP
 Dimmable 0-10V, Triac , Dali as an option



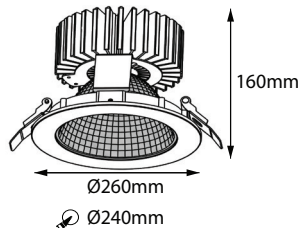
Adjustable 50°



DW225129

Material Aluminum die-casting, electrostatic powder coating
 Input Voltage AC220-240V, Multivoltage
 Light Power 35W, 40W, 50W
 Luminous flux ~3500lm, ~3900lm, ~4900lm
 Light Source Cree
 CCT 2700K, 3000K, 4000K
 CRI >80 , Optional CRI>90, CRI95, CRI97
 Beam Angle 25°, 50°
 Driver, Khun, Xz, Philips, HEP
 Dimmable 0-10V, Triac , Dali as an option

DW260160



Adjustable 50°



DW260160

Material Aluminum die-casting, electrostatic powder coating
 Input Voltage AC220-240V, Multivoltage
 Light Power 50W
 Luminous flux ~5300lm
 Light Source Cree
 CCT 2700K, 3000K, 4000K
 CRI >80 , Optional CRI>90, CRI95, CRI97
 Beam Angle 90°
 Driver, Khun, Xz, Philips, HEP
 Dimmable 0-10V, Triac , Dali as an option

